



landscapeforms®

SHUFFLE



An Innovative Solution Bringing New Value to the Outdoors

SHUFFLE combines advanced technology and modern design to bring unparalleled new functionality to outdoor spaces. Integrating lighting, connectivity, and safety and communication devices, it creates a sense of security and well-being outdoors – enhancing the quality of life of residents and visitors. It's a product of our collaboration with Schröder, a global leader in lighting and smart-city technologies for more than 100 years.





Advanced Technology That Defines Any Space

A smart multifunctional system with lighting at its core, SHUFFLE is designed with plug-and-play simplicity in four different products – each with three configurations – to accommodate a wide variety of applications.






SHUFFLE Campus

Provides the tools and technologies needed to study, work, shop and socialize conveniently and safely outdoors. Options include a 360-degree area light with network connection box, decorative light ring, Wi-Fi, quad-view camera, motion sensor and intercom. Applications include: University and business campuses, ports, airports and train stations, hospitals, shopping malls.

- A. 360 Light Module
- B. Light Ring Module
- C. Quadview Camera Module
- D. Terminal Unit Module
- E. Loudspeaker Module
- F. PIR Sensor Module (optional)
- G. Intercom Module (optional)



SHUFFLE Light

Designed to light roads, streets and other outdoor areas where creating a safe, pleasant atmosphere is key. Options include a 360-degree area light, 180-degree area light, decorative ring light and motion sensor. Applications include: Parks, city centers, residential areas, tourist areas, pedestrian crossways.

- A. 360 Light Module
- B. Light Ring Module
- C. 180 Light Module
- D. PIR Sensor Module (optional)



SHUFFLE SOS

Specially configured to quickly and easily help people and emergency services in critical situations. Options include 360-degree area light with strobe, light ring, 180-degree or quad-view camera, horn and intercom. Applications include: University and business campuses, tourist areas, concert and sport venues, military bases.

A. 360 Light with Strobe Module

B. Light Ring Module

C. Quadview Camera Module

D. 180 Camera Module

E. Horn Module

F. PIR Sensor Module (optional)


G. Intercom Module

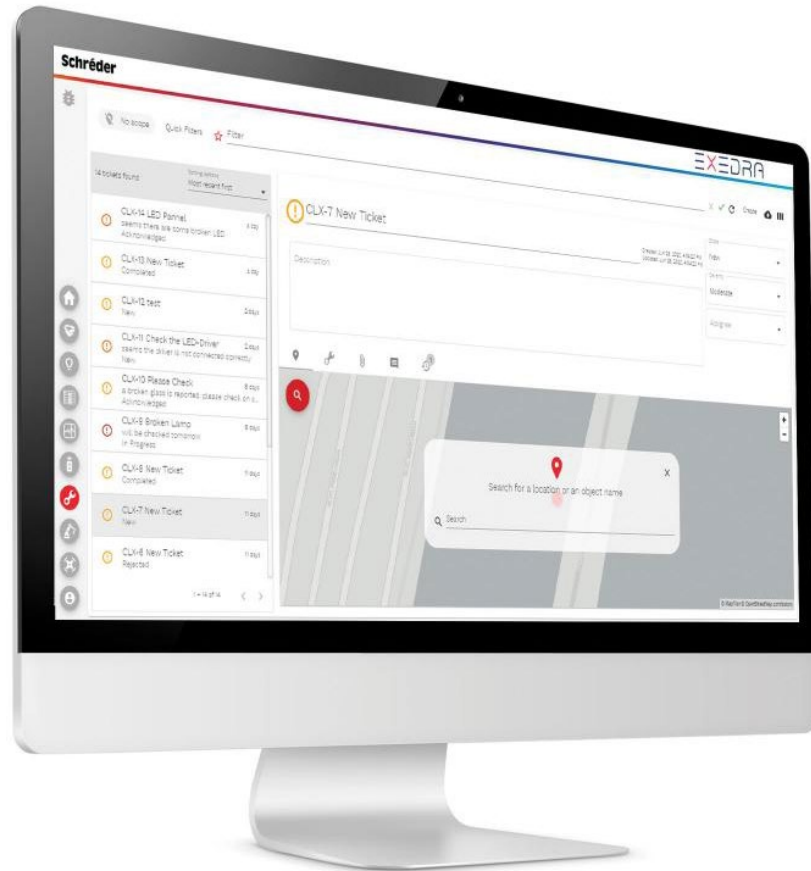


SHUFFLE Security

Helps to create safe, welcoming outdoor environments where public security is important. Options include 360-degree area light, light ring, 180-degree or quad-view camera, horn and intercom. Applications include: Banks, stores, hospitals, leisure and cultural centers (theme parks, zoos, libraries, museums), tourist areas, concert and sport venues, gas stations.

- A. 360 Light Module
- B. Light Ring Module (optional)
- C. Quadview Camera Module
- D. 180 Camera Module
- E. Horn Module (optional)
- F. PIR Sensor Module (optional)
- G. Intercom Module (optional)





Data drives the right decisions.

All SHUFFLE models can be integrated into Schröder EXEDRA, the most open and advanced lighting management system on the market. EXEDRA supports SHUFFLE installations with a wealth of data and configurability options to maximize energy savings, minimize carbon footprint, ensure safety for people by providing the right light in all circumstances, and importantly, lay the foundation for the smart city technology of the future. Through advanced data analytics tools, presented both visually and in reports, Schröder EXEDRA is a powerful tool for efficiency, rationalization and decision making that can be managed at anytime, anywhere with ease.





Inspired Design That Connects People to Their Environment

With its elegant and streamlined design, SHUFFLE enhances the aesthetics of any site. And because it offers such functional versatility, designers can be precise and intentional in their plans, bringing visual interest and cues of comfort and convenience to the different spaces they create.







Materials

Powdercoated Metal (Gloss)



Black

White

Powdercoated Metal (Metallic)



Mercury

Designer Palette Architectural Series (Low Sheen)



Blue Ash

Dusk


Nutmeg

Obsidian

Onyx

Matte Black

Statement of Line



landscapeforms®

SHUFFLE

